

# Lifting columns TXG



Powerful and fast lifting



Aesthetic design



Standards  
EN/IEC 60601-1  
UL 60601-1

# TXG

## Telesmart lifting column



### Benefits

- Powerful and fast lifting
- Aesthetic design

### Standards

- EN/IEC 60601-1
- UL 60601-1

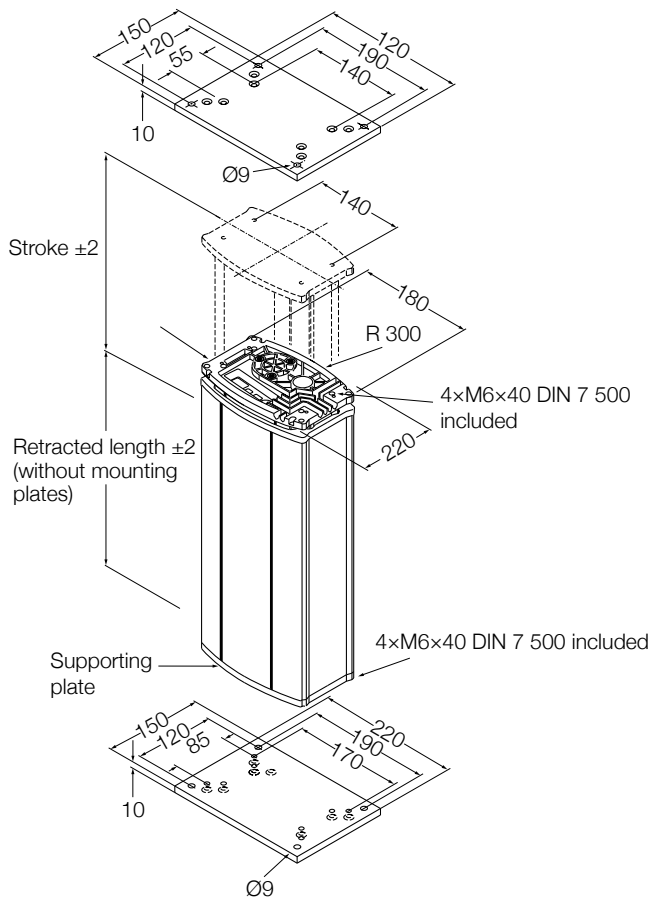
### Technical data

	Unit	TXG1	TXG4/5	TXG8/9
Rated push load	N	1 500	1 500	1 500
Rated pull load	N	0	0	0
Bending load	Nm	up to 210 <sup>1)</sup>	up to 210 <sup>1)</sup>	up to 210 <sup>1)</sup>
Speed (full load to no load)	mm/s	17 to 23	17 to 23	17 to 23
Lifting column version	# of section	2-section	2-section	2-section
Stroke	mm	200 to 600	200 to 600	200 to 600
Retracted length	mm	S+180	S+180	S+180
Voltage	–	24 V DC	120 V AC	230 V AC
Power	W	–	N/A	N/A
Current	A	5	1,8	0,9
Duty cycle: intermittent operation	min.	1 min./9 min.	1 min./9 min.	1 min./9 min.
Duty cycle: short-time operation	min.	–	N/A	N/A
Ambient temperature	°C	+10 to +40	+10 to +40	+10 to +40
Degree of protection	IP	30	30	30
Protection class	–	SELV	II/(I)2	II/(I)2
Type of control	–	electrical	electrical	electrical
Weight	kg	8 to 13	9 to 14	9 to 14

<sup>1)</sup> For details, please see bending load diagrams (↳ page 4)

<sup>2)</sup> Mandatory for cable feedthrough option

### Dimensional drawing

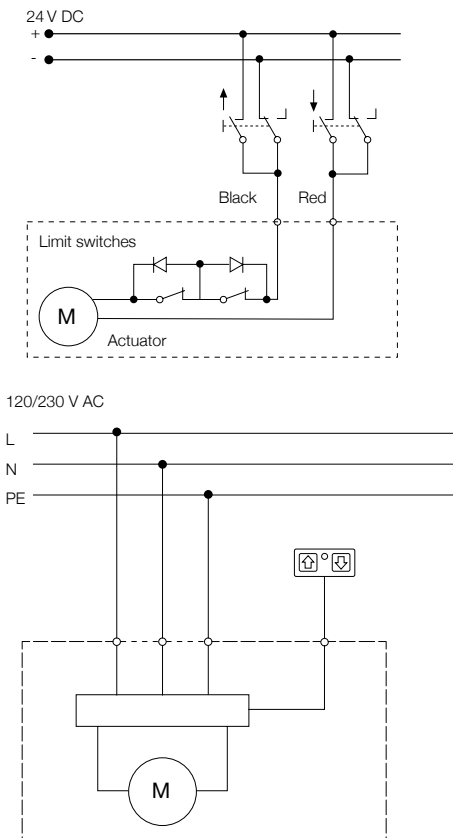


Note: mounting plates are not included. To be ordered separately.







**Legend:**

S = stroke  
L = retracted length

### Connecting diagrams



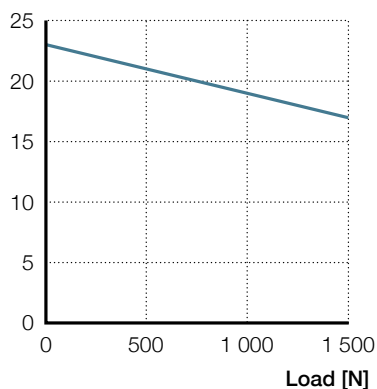
### Suitable control units and accessories

		Control units
TXG 10	Operating switches	COMPACT
	EHA 	
	HSM 	
HSF 		
 Hand switch  Foot switch  Desk switch		

### Performance diagram

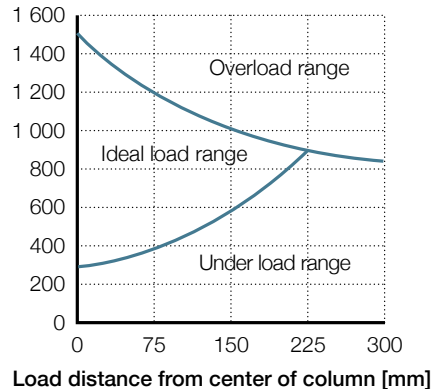
Speed-load diagram

Speed [mm/s]



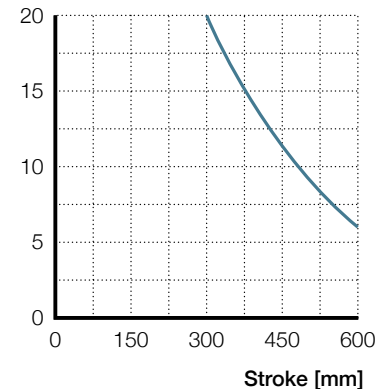
### Bending load diagram

Load [N]



### Safety factor load conditions

Safety factor (screw buckling)



### Accessories

Mains cable	Plug	Country	Order number	Comment
Straight cable 3 m	Euro	General	0121730	2-pole
Straight cable 3 m	Schuko	General	0121729	3-pole
Straight cable 3 m	UL	USA	0126322	2-pole
Straight cable 3 m	SEV	Switzerland	0128699	3-pole
Straight cable 3 m	UL	USA	0121762	3-pole
Top or bottom mounting plate			0124874	

Mounting screws are included in the TXG.

## Ordering key

		T X G 0				-		0 0		-		0 0	
<b>Type</b>													
<b>Voltage</b>													
1	24 V DC (slave actuator)												
4	120 V AC, 50/60 Hz, class II												
5	120 V AC, 50/60 Hz, class I (mandatory for cable feedthrough option)												
8	230 V AC, 50 Hz, class II												
9	230 V AC, 50 Hz, class I (mandatory for cable feedthrough option)												
<b>Color</b>													
5	Natural anodized coating												
<b>Option</b>													
000	None												
EYX	Control connection feedthrough												
EYF	Mains cable feedthrough												
EYS	1-Hall encoder for Compact/slave use												
2AA	Control connection feedthrough, mains cable feedthrough												
EXG	Connection of TXG to BCU/VCU												
KKK	Customer-specific												
<b>Stroke (S) / Retr. length (L=S+180 or L= S+160 mm)</b>													
L=S+180	L=S+160												
200	4CY	200 mm											
300	4DY	300 mm											
400	4EY	400 mm											
500	4FY	500 mm											
600	4GY	600 mm											



**ewellix.com**

© Ewellix

All contents of this publication are the property of Ewellix, and may not be reproduced or given to third parties (even extracts) without permission. Although great care has been taken in the production of this catalog, Ewellix does not take any responsibility for damage or other loss resulting from omissions or typographical errors. The photo may differ slightly in appearance from the actual product. Due to continuous improvements being made in our products, the product's appearance and specifications are subject to change without notice.

PUB IL-07012/2-EN-November 2021